


GUIDE ASSEMBLIES



SKU: N/A | **Categories:** [Side Guide](#) |

VARIATIONS






Image	SKU	Description	Type:
	PV2158-2	SPECS SKU: PV2158-2 Type: STD.HD TUBE GUIDE ASSY.[EXT FRAME] Material: GALV Width: 26" to the bend Height: 44" From the bend and 30" to the lip	PV2158-2-STD.HD GUIDE ASSY[Ext Frame]
	PV2158	SPECS SKUPV2158 Type: STD.HD TUBE GUIDE ASSY.W/U-BOLTS(PAIR) Material: GALV Width: 26" to the bend Height: 44" From the bend and 30" to the lip	PV2158-STD.HD GUIDE ASSY.W/U-BOLTS
	PV2158-1	SPECS SKU: PV2158-1 Type: STD.HD TUBE GUIDE ASSY.W/CLAMP ON Material: GALV Width: 26" to the bend Height: 44" From the bend and 30" to the lip	PV2158-1-STD.HD GUIDE ASSY.W/CLAMP ON

Image	SKU	Description	Type:
	PV2165	<p>SPECS SKU: PV2165 Type: 1'LONGER/TALLER S.H.D.GUIDE ASSY(PAIR) Material: Galvanized Width: 1-1/2"X1-1/2" Height: 57" before the bend Length: 31" before the bend</p>	<p>PV2165-SUPER.H.D.GUIDE ASSY</p>
	PV2155	<p>SPECS SKU: PV2155 Type: HD UPRIGHT GUIDE ASSY-MCV Material: GALV Width: 26" to the bend Height: 44" From the bend and 30" to the lip</p>	<p>PV2155-HD UPRIGHT GUIDE ASSY-MCV</p>

1

